



24-25 Budget Discussion

PUBLIC INFORMATION SESSION HELD ON
JANUARY 17, 2024

What has the state done to Byram?

- **(\$24,685)** in State Aid cuts for 2024
- **(\$332,320)** in State Aid cuts for 2023
- **(\$345,953)** in State Aid cuts for 2022
- **(\$413,360)** in State Aid cuts for 2021
- **(\$262,533)** in State Aid cuts for 2020

This totals **(\$1,378,851)** lost annually for a grand total of **(\$4,693,289)** to date. There is a plan for one additional cut next year.

Our Income is Decreasing



- State aid has been cut every year for six years
- Federal grant money is decreasing
- District reserve balances are gone

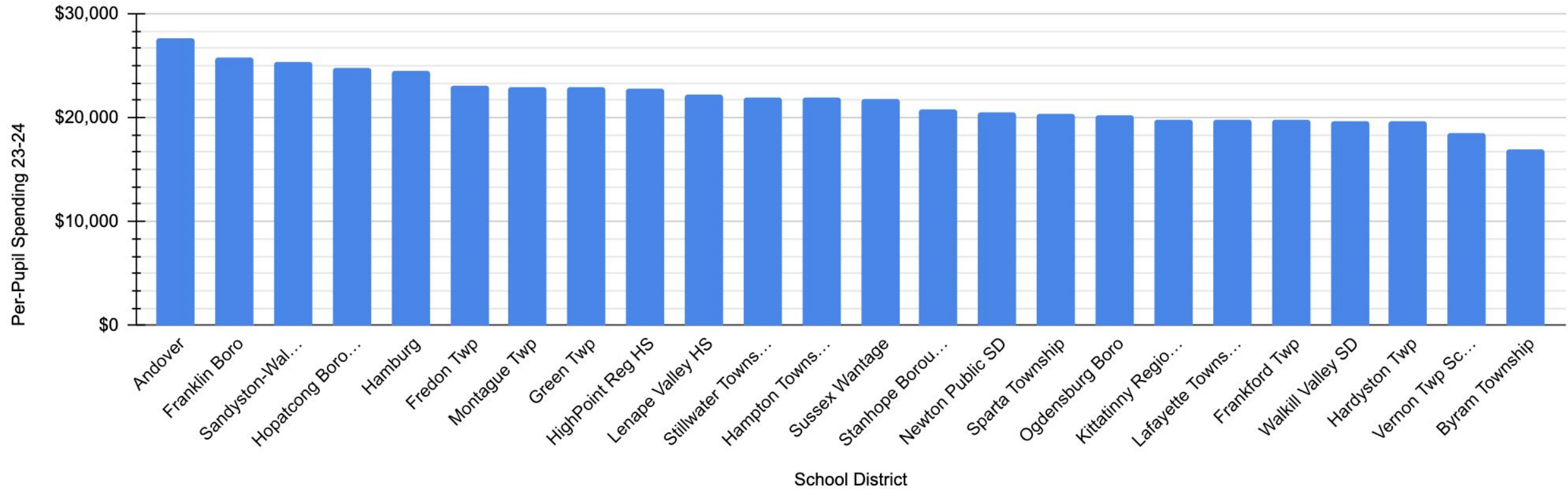
Staffing Reductions Due To State Aid Cuts

Fiscal Year	2018	2023	% Chg
# of Students	844	835	(1%)
# of Teachers & CST	100	85	(15%)
# Administrators	7.25	5	(32%)
# of Support Staff	20	18	(10%)

19 positions cut causing increased class sizes & negatively impacting student achievement

We Spend Less Per Student Than Any Other Town in Sussex County

Per-Pupil Spending 23-24 vs. School District



In addition to spending the lowest amount in Sussex County; Byram is well under the state average of \$27,059 per pupil

What Are We Doing To Help?



- Used Grants to pay for 40% (\$557,320) of several facilities projects
- Applied for \$1.7 million dollar grant to offset aid cuts
- Applied for a High Impact Tutoring Grant
- Cut all kinds of staff by 19 positions since 2017-18

Steps Taken To Minimize Taxes




- Used almost all of the district's reserves
- Used purchasing co-ops for supplies, insurance, & transportation
- Shared several types of special services (OT & ABA) with other districts
- Changed school start times to be able to tier bus routes saving approximately \$400,0000 per year

All these steps are not enough to meet our budget goals...



- Maintain current programs and continued focus on student achievement
- Maintain most class sizes
- Decrease some class sizes
- Maintain school security
- Maintain 1:1 chromebook initiative
- Support student mental health

What Can We Do?



The passage of a proposed additional tax increase, and election of board members, will be voted on in a special election to be held on April 16th

There will be two separate items to vote on:

- Board of education members
- The request for additional funds to maintain programming and add back four teachers

What Does This Increase Provide?



- Will avoid further reduction of the staff by approximately 8 additional positions
- Will avoid the elimination of programs the students enjoy
- Restore 4 teaching positions
- Will help maintain academic excellence

Estimated Tax Impact In 2024-25

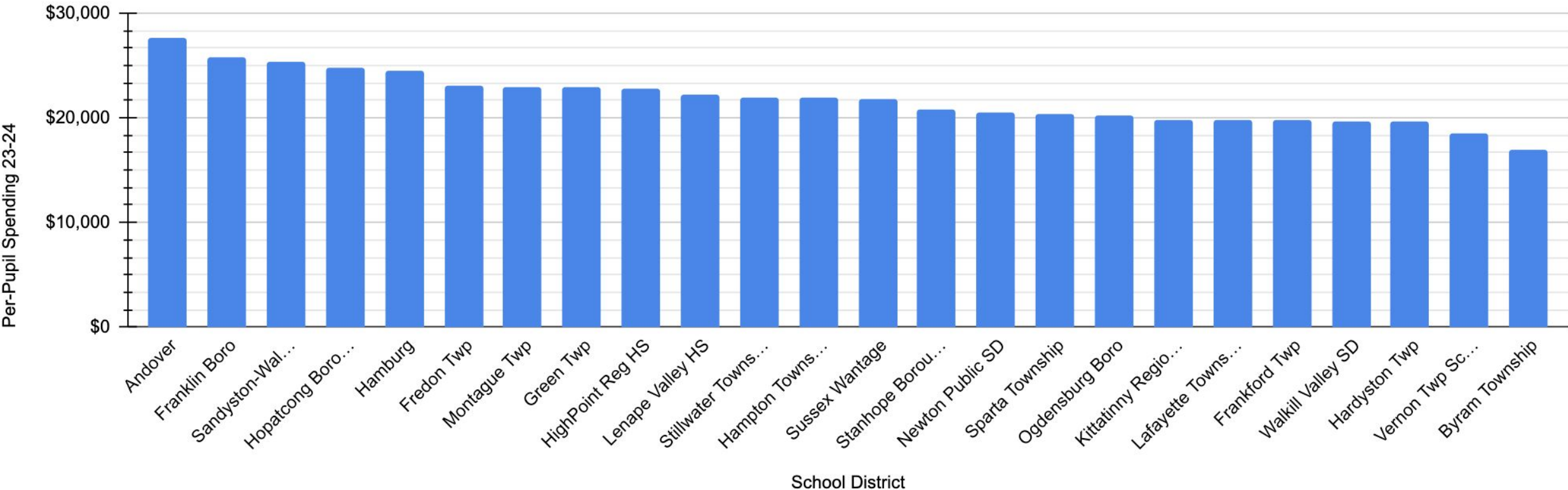
	Tax Levy	Net Taxable Valuation	Tax Rate*
2024	\$12,712,114	\$9.26M	\$1.372
2025	\$14,342,134	\$9.26M	\$1.550
Increase	\$1,630,020		\$0.178
Tax Increase on \$100,000 Assessment		Tax Increase on Average Home Valued at \$255,764	
\$15 per month		\$37 per month	

There is never a good time for a tax increase, and the district has put this off as long as possible

*The tax rate is applied to the assessed value as a decimal - (e.g. 0.001372, 0.00155)

We Spend Less Per Student Than Any Other Town in Sussex County

Per-Pupil Spending 23-24 vs. School District



In addition to spending the lowest amount in Sussex County; Byram is well under the state average of \$27,059 per pupil

Please Ask Us All of Your Questions



Please contact:

Superintendent John Fritzky
fritzky.john@byramschools.org

School Business Administrator Nancy DeRiso
deriso.nancy@byramschools.org